



# SIGMA STRETCHED

## Prestretched for Extra Strength, Better Yield and Lighter Weight

**SIGMASTRETCHED** is the latest innovation from Sigma Stretch Films engineered to outperform all competitive prestretched hand films — regardless of thickness. **SIGMASTRETCHED's** reinforced edges provide unrivaled load-holding force, tear resistance — and its superior puncture resistance holds corners better on C loads. **SIGMASTRETCHED's** lightweight rolls and minimal neck down work together to reduce operator fatigue, allow maximum coverage and produce a better yield. With unrivaled clarity, **SIGMASTRETCHED's** aggressive cling is designed to perform even in demanding sub zero cold storage applications!

**SIGMASTRETCHED** — the new, prestretched hand film solution!

### **SIGMASTRETCHED**

#### Applications Include:

- Cold Environments
- Grocery Warehouses
- Distribution Warehouses
- Internal Wrapping
- Boxed Products
- Food Processors
- All Load Profiles

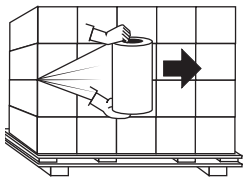
**Σ Sigma Stretch® Film**

# SIGMA STRETCHED

Film Width	Roll Length	Thickness	Rolls/Pallet	Product Number
15.5"	2000'	Medium	132/Bulk	HPS1620MB

**Sigma Stretch® Film** produces the most reliable and consistent stretch films available in North America. Our four regional plants in the United States along with our facility in Canada represent the most modern and sophisticated fleet of extrusion equipment in the stretch film industry. Each plant has been designed from the ground-up specifically to produce premium stretch film products. Sigma Stretch Film offers the most complete range of both blown and cast, machine and hand films to fit your every need. Sigma Stretch Film — the simple solution for all your stretch film needs.

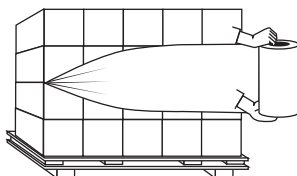
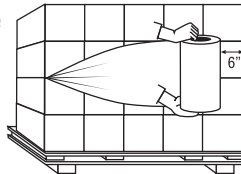
## How to Apply SIGMASTRETCHED Film — 1. Tuck the end of the film between



the boxes or tie to the skid. With the hand closest to the skid on top of the roll and the other hand on the bottom, walk forward with the film unwinding next to the load. Always hold the roll straight up and down — perpendicular to the floor and parallel to the load.



**2.** Let the roll unwind easily as you move alongside the load until you are about 6 inches from the corner. **3.** Stop. While holding the roll firmly, stretch the film beyond the corner to the maximum tension — then wrap



the film around the corner. Repeat this process on all sides while overlapping each layer 1" to 3" in a spiral motion. Once the load is completely and securely wrapped, break off the film 12" past the corner and wipe it down.

## Film Selector Worksheet

Load Information:

Product: \_\_\_\_\_

Load Profile: \_\_\_\_\_

Height: \_\_\_\_\_

Width: \_\_\_\_\_

Length: \_\_\_\_\_

Weight: \_\_\_\_\_

Current Film Used:

Brand: \_\_\_\_\_

Type: \_\_\_\_\_

Gauge: \_\_\_\_\_

*Your Sigma sales representative  
will be pleased to discuss your requirements.*



A Sigma Stretch Film &  
Sun Valley Worldwide  
Recycling Alliance

1-877-NXT-LIFE  
[www.nextlife-recycle.com](http://www.nextlife-recycle.com)

*Certified Minority Owned Company*

## Σ Sigma Stretch® Film

*"The Low Cost Solution"*

Building #5, Page & Schuyler Avenues, Lyndhurst, NJ 07071  
Telephone: 201.507.9100 Fax: 201.507.0447  
Web: [www.sigmastretchfilm.com](http://www.sigmastretchfilm.com)  
E-Mail: [stretch.info@sigmaplastics.com](mailto:stretch.info@sigmaplastics.com)

Sigma Stretch Film is a division of the Sigma Plastics Group of Companies

U.S. Patent No. 5,531,393, under License from Pliant Corp. April 2007